

TRUCKS AND BUSES



BLENDING COMFORT WITH SAFETY

Eicher Skyline 20.15



**VOLVO GROUP ENGINE MANAGEMENT SYSTEM 3.0
GSO COMPLIANT EURO III STANDARDS**



AUTHORIZED DISTRIBUTOR

EICHER TRUCKS AND BUSES
VE Commercial Vehicles Ltd.
(A Volvo Group and Eicher Motors joint venture)
#96, Institutional Area, 3rd Floor, Sector 32,
Gurgaon, Haryana-122001, India.
Phone: +91 0124-4415600
www.eicher.in/etb



PARTNERSHIP WITH THE VOLVO GROUP

Two leading players in the commercial vehicle business joined hands in 2008 with a convergent vision of driving modernization in commercial transportation. Volvo Group, the world's leading manufacturer of trucks, buses, construction equipment, marine and industrial engines has infused its global expertise and world-class technology, with Eicher Motors' innovative engineering and proven DNA of fuel efficiency.

VECV includes the complete range of Eicher commercial vehicles, components and engineering design businesses as well as the sales and distribution of Volvo trucks in India. Each of its business units is well-established and backed by a sizable customer base.

VOLVO
VOLVO GROUP

- Environment & safety conscious
- World-class technology
- Global leaders in heavy-duty trucks
- Customer driven solutions

 **EICHER**

- Best-in-class fuel efficiency
- Frugal engineering & operations
- Indian leader in medium-duty trucks
- Strong aftersales support



STATE-OF-THE-ART BUS MANUFACTURING PLANT

VE Commercial Vehicles Ltd. puts a new benchmark to the quality of its buses with its new, state-of-the-art bus manufacturing plant in Baggad, around 50 kilometers from Indore, Madhya Pradesh. With an annual production capacity of 15000 buses, the site functions effectively for the production of light, medium and heavy-duty buses. Spread over a huge expanse of 43 acres, this facility is equipped with a high quality robotic paint system - the first of its kind in India. It ensures consistent fit and finish, always maintaining more than 95% gloss and greater than 7 DOI. All the paneling parts are 100% tooled up, ensuring high-level precision at joints. Adhering to the quality commitment, this plant also complies with Shower Testing Technology and GSO safety norms.



SHOWER TESTING




RUST FREE
GALVANISED STRUCTURE



INVERTER BASED WELDING



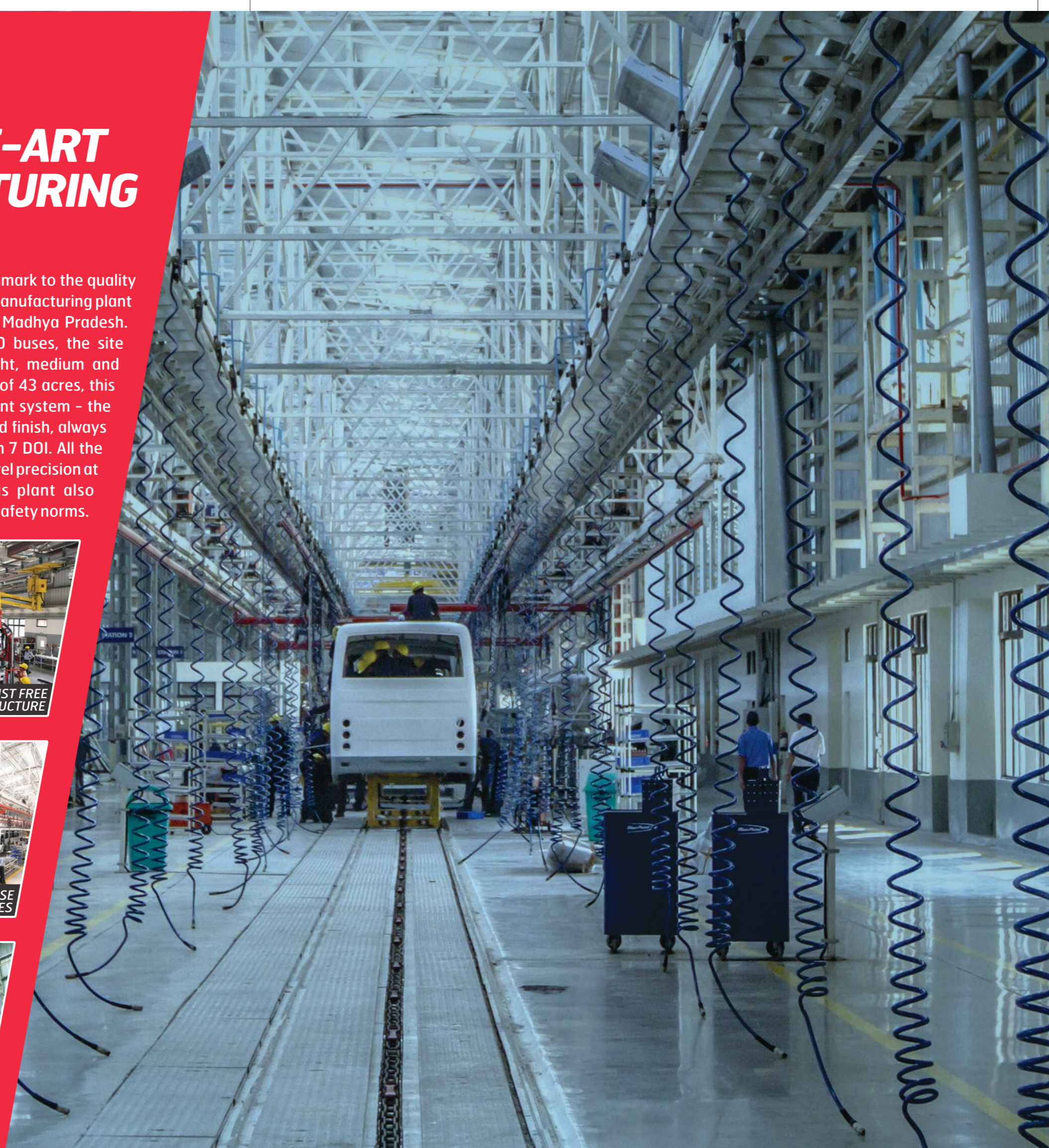
STRUCTURE MAKING USE
OF JIGS & FIXTURES



ROBOTIC PAINTING



UNIQUE SHELL DROP
CONCEPT FOR BODY BUILDING



BLENDING COMFORT WITH SAFETY

EICHER SKYLINE 20.15

Eicher Skyline 20.15 is the perfect combination of safety and comfort, boosted by powerful technology. It is entrusted to carry the country's most precious asset your workforce, entirely at ease. The personnel can fully relax and rejuvenate while traveling in the Eicher Skyline bus.



**SUPERIOR
RIDE COMFORT**



**SUPERIOR UPTIME
AND RELIABILITY**




**BETTER DRIVER
ERGONOMICS**



**BEST-IN-CLASS
SAFETY**

CLASS-LEADING FUEL EFFICIENCY


RELIABLE & POWERFUL ENGINE FOR NON-STOP PERFORMANCE



EICHER E694 ENGINE

Eicher Skyline 20.15 is powered by the high performance 6 cylinder 4 valve E694 engine with CRS technology which delivers best-in-class fuel efficiency and provides non-stop performance.

SUPERIOR UPTIME & RELIABILITY



TRANSMISSION

ET70S6 - 6 Speed Gearbox, 6 Forward & 1 Reverse speeds with overdrive

VOLVO GROUP'S ENGINE MANAGEMENT SYSTEM EMS 3.0

Volvo Group's EMS 3.0 has high processing capability that maintains optimum balance between load demand, fuel efficiency & emission control.



LUBRICATED FOR LIFE PROPELLER SHAFT

For maintenance-free operations



STRONG FRAME CHASSIS



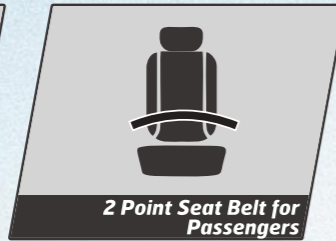
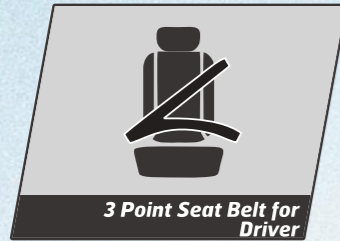
High Tensile Strength of 650 MPA



BEST-IN-CLASS SAFETY

SUPERIOR RIDE COMFORT

COMFORT FOR PASSENGER



BETTER DRIVER ERGONOMICS

COMFORT FOR DRIVER



& many more.....

INTELLIGENT SYSTEMS



INTELLIGENT DRIVER INFORMATION SYSTEM (IDIS)

The IDIS provides live information to the driver on bus operational parameters, fuel consumption and advanced diagnostics.



ADVANCED ON-BOARD DIAGNOSTICS

Advanced diagnostics system throws up fault indicators to the driver in the form of visual signals, messages and alarms to check for probable causes and take corrective action.



Engine Protection System



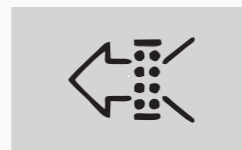
Water in Fuel Sensor



Fuel Consumption Meter



Brake Air Pressure Gauge



Air Filter Restriction Indicator

TECHNICAL SPECIFICATIONS

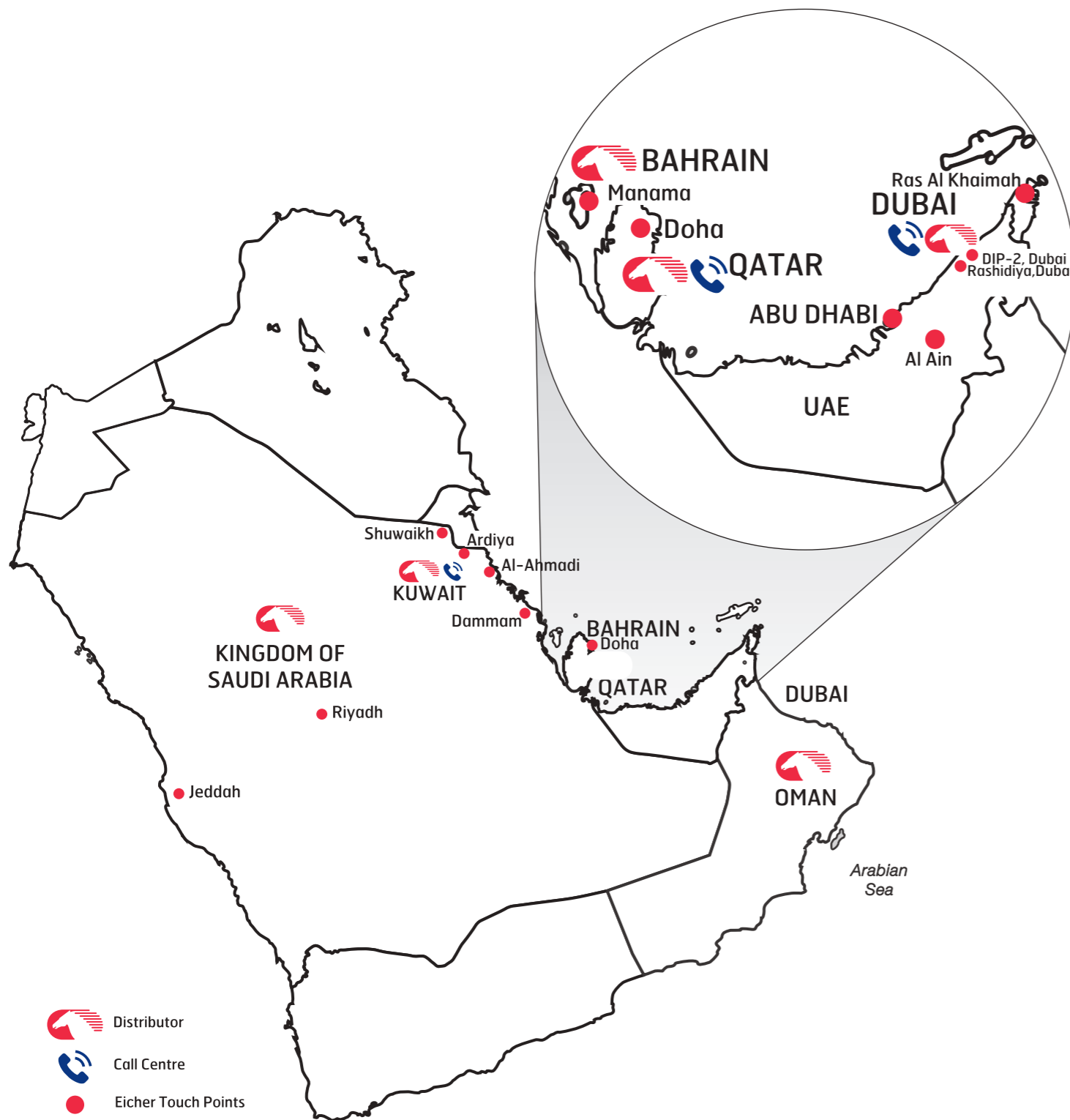
Eicher Skyline 20.15	
ENGINE	Type E694, 4V, CRS, EIII
	Max. Power 180 hp @ 2400 rpm
	Max. Torque 670 Nm @ 1200-1400 rpm
PERFORMANCE	Gradeability (running) 25%
	Min TCD (m) 22.5 m
CLUTCH	Type 395 mm clutch diameter with clutch booster
GEARBOX	Model ET70S6
	Type 6 Forward (with overdrive) & 1 Reverse Gear, Single Rod GSL
AXLE	Front I - Beam Reverse Elliot type
	Rear (FDR) 5.286
WHEEL RIM & TYRE	Tyre Size 11R22.5 - 16 PR Tubeless Radial
	Front and Rear Weveller suspension
SUSPENSION	Shock Absorber Hydraulic double acting telescope shock absorber at front and rear
STEERING	Type Power Steering, Tilt & Telescopic type
	System Voltage 24 Volt
ELECTRICAL SYSTEM	Battery 24V, 150Ah X2
	Alternator 24V; 100 amp
	Battery Cut-off Switch Electronic type
FUEL TANK	Capacity 395 litres
BRAKES	Type Air brake with ABS
	Service Brakes Dual circuit, Full Air S-cam brake
	Exhaust Brake Available
	Parking Brake/Location Spring Brakes Acting on Rear Wheels
SEATING CAPACITY	58 + D (Double Door)
DIMENSIONS	Wheelbase (mm) 5840
	Rear Overhang (mm) 3500
	Front Overhang (mm) 2160
	Overall Length (mm) 11500
	Internal Height (mm) 2040 (min.)
	Overall Width (mm) 2590
GVW (kg) 16200	Capacity Eberspacher - 36.6kW

Seating Layout



58 Seater, Double Door
Emission: Euro III
AC Make: Eberspacher

EICHER NETWORK



AFTER MARKET ASSURANCE

The point of sale is just the beginning of the relationship, which is a commitment to partner the customer right through the entire life cycle of the vehicle.

SERVICE ASSURANCE

COUNTRYWIDE NETWORK

Eicher promises to deliver customer service with unmatched reliability & quality of repairs through our country's dealer network.

TRAINED WORKFORCE

To maintain service quality standards, the workshop teams are trained and certified by Eicher for diagnostics skills and exhaustive knowledge of all our products.

STATE-OF-THE-ART WORKSHOP

Workshops are equipped with all modern equipment for quick service and comprehensive diagnostic system.



PARTS ASSURANCE

PARTS AVAILABILITY

Eicher Parts distributors ensure speedy parts supply and minimum delays in delivery of parts to our customers.

PARTS WARRANTY

With a vision to ensure 100% customer satisfaction Eicher extends a warranty along with Eicher Genuine Parts through its distributors.

SUPPORT AGGREGATES

To ensure higher uptime of vehicles, Eicher workshops are equipped with support aggregates that support customers with **fit first repair later** view.



EICHER ON ROAD SERVICE

Eicher Dealers are equipped with Mobile Service Vans to ensure quick response

24X7 Eicher call center to support operator incase vehicle stands immobilized enroute

Fully-equipped dealer team ensures quick resolution by enroute breakdown assistance

