

# TECHNICAL SPECIFICATIONS

**Eicher Pro 3008** The 5.3 ton payload truck

Model	Pro 3008
<b>Vehicle Weight (Kgs)</b>	
GVW	8500
FAW (laden)	2750
RAW (laden)	5750
Kerb weight - w/o load body	3210
<b>Engine</b>	
Model	4 Cylinder 4 Valve E494 Common Rail Diesel Engine equipped with Volvo Group EMS 3.0
Capacity	3770 cc
Max Power	147 Hp @ 2800 rpm
Max Torque	490 Nm @ 1600 rpm
Emission	Euro III
<b>Transmission</b>	
Gear Box	ET40 S6 (6 Forward 1 Reverse)
Prop Shaft	SPL 55 Monotron
Gear Shift Linkage	Hybrid Type
<b>Clutch</b>	
Clutch	330 mm Plate Dia with Organic Facing and Clutch Booster
<b>Rear Axle</b>	
Rear Axle Ratio	4.3
<b>Chassis Frame</b>	
Type	Ladder type design with modular Domex frame
Section	210 X 76 X 5 thk
<b>Steering System</b>	
Type	Power steering
TCD (M)	11

<b>Suspension</b>	
Front Suspension	Semi-Elliptic Laminated Leafs with Anti-Roll Bar and telescopic shock absorbers
Rear Suspension	Semi-Elliptic Laminated Leafs with telescopic shock absorbers (With Helper Springs)

<b>Wheels &amp; Tyres</b>	
Tyre Size	Tubeless radial 235/75 R17.5
Wheel Rim size	6.75 G X 17.5 - 131.5

<b>Cabin</b>	
2.1 m wide Aerodynamic and tiltable cabin with tilt and telescopic power steering, Audio system and Power windows	
Model	New Pro 3000 series AC CAB with IDIS

<b>Brakes</b>	
Brake type	Dual Circuit, Full Air S-cam with Exhaust Brake
Parking brake type	Full Air Hand Operated on Rear Wheels
ABS	Standard

<b>Electrical</b>	
Battery	24V (12V x 2 Nos)
Alternator	24V 75 AH

<b>Fuel Tank</b>	
Size	100 liter

<b>Performance</b>	
Max Speed (kmph)	120
Gradeability	30%

<b>Vehicle Dimensions (mm)</b>	
Wheel Base	3350
FOH	1200
ROH	1863
Cabin Width	2100
Possible Load Body Length	4398
Ground Clearance	180

## Applications

Eicher Pro 3008  
suited for  
varied applications



**AFTER MARKET  
ASSURANCE**



**SERVICE  
AGREEMENT**



**EICHER  
CUSTOMER  
CARE**



**EICHER  
FLOATS**

Authorized Distributor

**VE COMMERCIAL VEHICLES**  
A VOLVO GROUP AND EICHER MOTORS JOINT VENTURE

**Eicher Pro 3008**  
The 5.3 ton payload truck

TRUCKS AND BUSES

# NON-STOP PERFORMER



**VOLVO GROUP ENGINE  
MANAGEMENT SYSTEM 3.0**

**CABIN ADAPTED FROM JAPANESE DESIGN,  
MEETS AIS 029 SAFETY STANDARDS**

**EICHER** GO PRO

## PARTNERSHIP WITH THE VOLVO GROUP

Two leading players in the commercial vehicle business joined hands in 2008 with a convergent vision of driving modernization in commercial transportation. Volvo Group, the world's leading manufacturer of trucks, buses, construction equipments and marine and industrial engines, brought in its global expertise and world-class technology, while Eicher Motors brought in its innovative engineering and proven DNA of fuel efficiency. The mission of this joint venture - VE Commercial Vehicle Ltd. - is to set new benchmarks in professionalism, quality and service, in the commercial transportation industry through its leading brand Eicher Trucks & Buses.

## THE EICHER PRO 3008

Eicher Pro 3008 is the first product from Eicher Pro series which is being introduced in G.C.C. It brings together Volvo Group's world class technology and processes along with Eicher's innovative engineering and proven DNA of fuel efficiency. With the new generation CRS 4 cylinder 4 valve engine and Volvo Group EMS 3.0, the 8.5T GVM truck delivers nonstop performance with unmatched fuel mileage. The truck is equipped with the cabin adapted from Japanese design for comfort, safety and efficiency. Eicher Pro 3008 is tested across Asia and Africa for 5,00,000 kilometres through various terrains and climates. The testimony of Non-Stop performance is achieved through:

- Superior uptime and minimized maintenance
- Class leading fuel efficiency
- Cabin adapted from Japanese design; with IDIS
- Active and passive safety features

## CLASS-LEADING FUEL EFFICIENCY

RELIABLE & POWERFUL ENGINE FOR NON-STOP PERFORMANCE



### EICHER E494 ENGINE

Eicher Pro 3008 truck is powered by the high performance 4 cylinder 4 valve E494 engine with CRS technology, delivers class-leading fuel efficiency and Non-Stop performance.

### VOLVO GROUP'S ENGINE MANAGEMENT SYSTEM - EMS 3.0

Volvo Group's EMS 3.0 has high processing capability that maintains optimum balance between load demand, fuel efficiency & emission control.



### FUEL INJECTION EQUIPMENT WITH ADVANCED JAPANESE TECHNOLOGY

## SUPERIOR UPTIME & MINIMIZED MAINTENANCE



### 6 SPEED GEARBOX WITH ALUMINIUM HOUSING



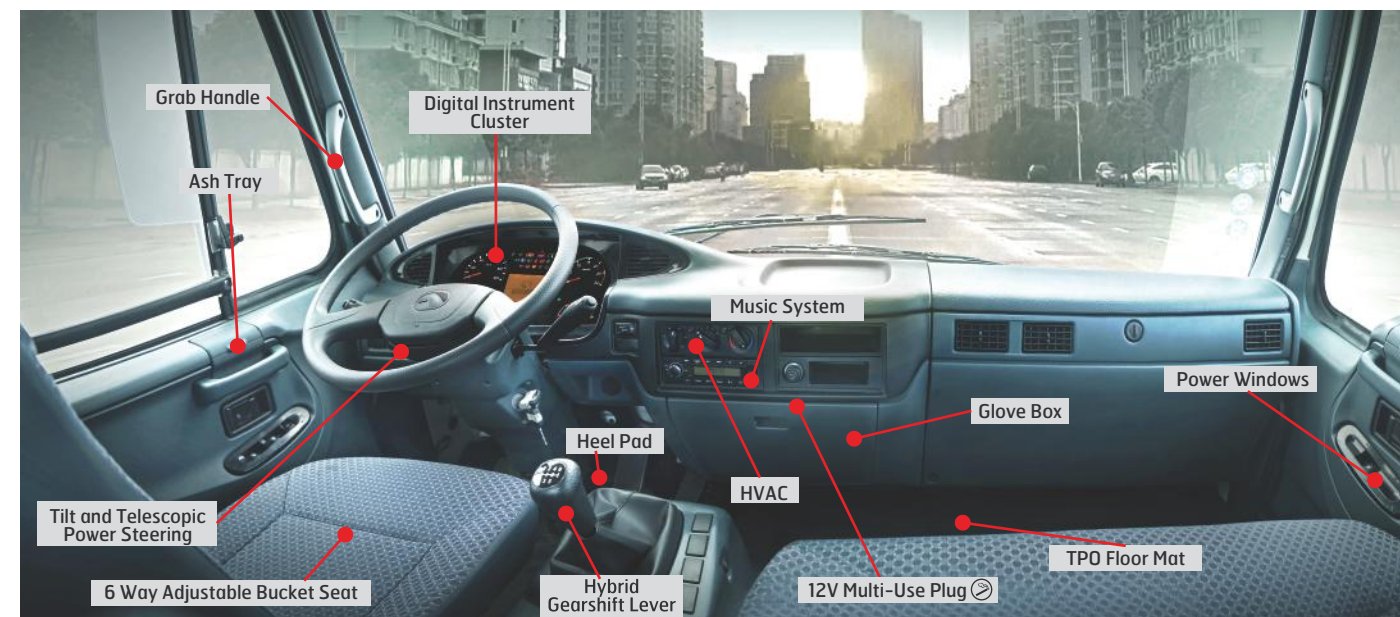
### MONOTRON PROPELLER SHAFT FOR MAINTENANCE FREE OPERATIONS



### HIGH TENSILE STRENGTH DOMEX CHASSIS

The image shown is just a representative of the actual aggregates

## CABIN ADAPTED FROM JAPANESE DESIGN FOR COMFORT, SAFETY & EFFICIENCY



### ACTIVE & PASSIVE SAFETY FEATURES



MEETS AIS 029 SAFETY STANDARDS



DUAL PANEL CAB



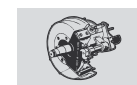
3 POINT ELR SEATBELTS



RADIAL TUBELESS TYRES



ABS



AIRBRAKE



FOG LAMPS WITH BRIGHT ILLUMINATION



EXHAUST BRAKES

## INTELLIGENT SYSTEMS

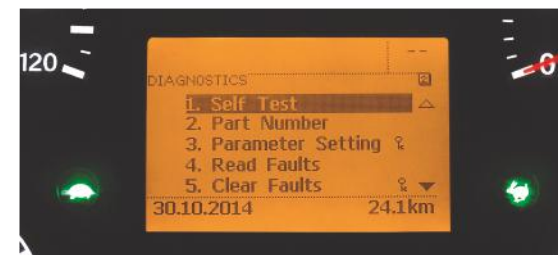
SYSTEMS THAT KEEP YOU IN CONTROL.

### INTELLIGENT DRIVER INFORMATION SYSTEM (IDIS)

The IDIS provides live information to the driver on truck operational parameters, fuel consumption and advanced diagnostics.



### ADVANCED ON BOARD DIAGNOSTICS



Advanced diagnostics system throws up fault indicators to the driver in the form of visual signals, messages and alarms to check for probable causes and take corrective action.

### FEATURES



WATER IN FUEL SENSOR



AIR FILTER RESTRICTION INDICATOR



ENGINE PROTECTION SYSTEM



DUAL TRIP METER



CLUTCH WEAR INDICATOR




BRAKE AIR PRESSURE GAUGE



ADVANCED ON-BOARD DIAGNOSTICS



FUEL CONSUMPTION METER



Global technology coupled with advanced design and manufacturing processes ensure highly reliable and durable aggregates, translating into unmatched L10 life. The use of higher strength, lower weight composite materials derive maximum life from each component which makes sure the truck is on road and available for work.