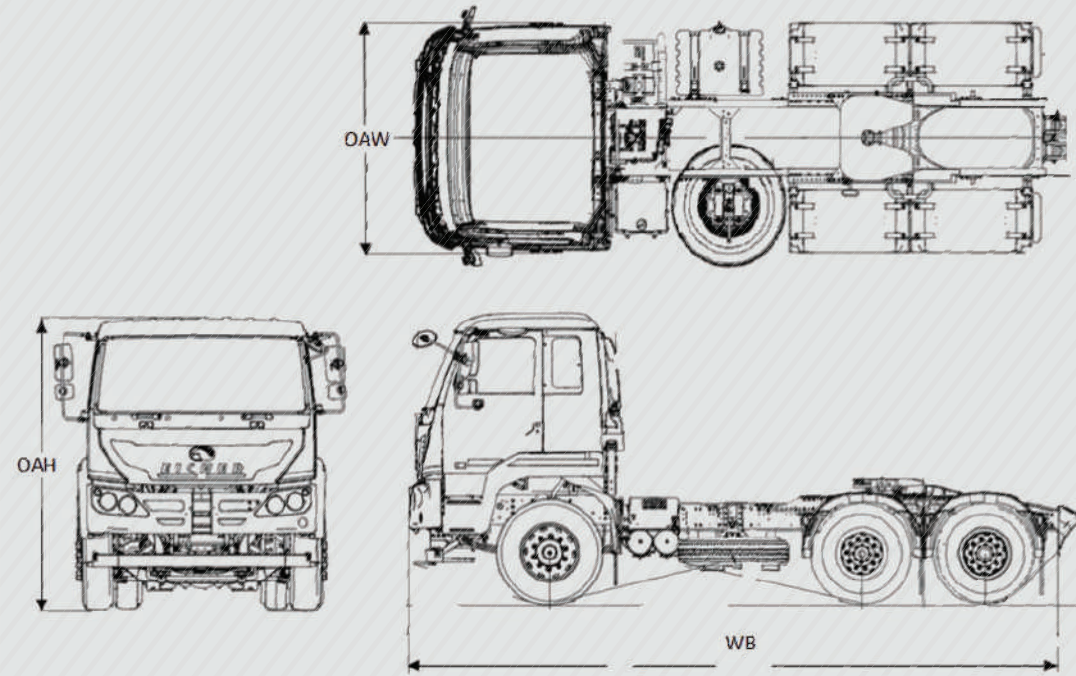



Model Eicher Pro 6049

GCW (kg)	49000
Engine	VEDX8
Max. Power	280hp @ 2200 rpm
Max. Torque	1050Nm @ 1100-1800 rpm
Clutch Diameter	430mm (Pull type)
Transmission	ET140S9
Rear Axle Ratio	5.857
Chassis Dimensions (mm)	285x76x7 Bell Crank / 300x90x8 Bogie
Suspension	At Front – Parabolic At Rear – Bogie Suspension
Cabin	Sleeper cabin
Steering	Tilt and Telescopic Power Steering
Tyre	11R20
Fuel Tank (Litres)	350
DEF Tank (Litres)	50
Battery	2X12 V-120 Ah
Gradeability (%)	27%
5th Wheel Coupling	50 mm
Wheelbase (mm)	4085 mm
Applications	Cement, Bulker, Tip Trailer (Blue metal & Coal), Tankers, Steel Coil, Market Load, ISO Container, Medium ODC
TCD	15.7 m
Min. Ground Clearance	227 mm
Body Options	CBC
Wheel Rim Size	8.00 x 20
Electricals	24V
Brake	Dual Circuit, Full Air S-Cam with Exhaust brake (Engine mounted)



Vehicle Model	WB	FOH	ROH	OAL	AOA	ROA	AOD
Pro 6049TT	4085	1420	1510	7015	21*	27*	45*



CORPORATE ADDRESS
Eicher Trucks & Buses
#96, Sector – 32, Gurgaon
122001, Haryana, India.

Caution: *Do not weld or drill on chassis frame. *Accessories, colours and features shown in pictures or elsewhere may not constitute standard fitment. *Weight mentioned is for standard configuration with standard body sizes and will change due to optional fitments. *As a result of continuous research and innovation carried out, specifications are merely indicative and are subject to change without notice.

VE COMMERCIAL VEHICLES
A VOLVO GROUP AND EICHER MOTORS JOINT VENTURE
eichertrucksandbuses.com, Eicher Care: 1800 102 3531

TRUCKS AND BUSES

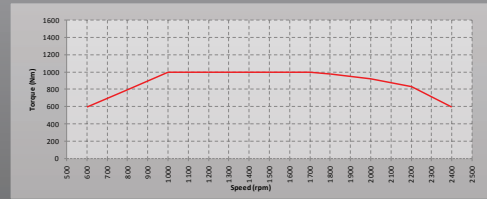
EICHER
PARTNERING PROSPERITY

**PROFITABLE
FOR LIFE.**
Eicher Pro 6049
The 49 tonne GCW Tractor



More Km per Litre.


The new Eicher Pro 6049 is designed to deliver best-in-class fuel efficiency thereby reducing the overall operational costs and increasing profitability. The proven **VEDX8** engine clubbed with Volvo Group's EMS, delivers **high peak torque over a wide range of rpm**, thereby resulting in more trips with lesser fuel consumption.




More Trips. Extra Miles.

Robust, rigorously tested and optimized driveline delivers more power and higher torque which enables **higher productivity**. Quick gear shifts and minimal rpm and torque disruptions enable better pick up. High torque-to-weight ratio ensures **outstanding gradeability**. All this together leads to **faster turnaround** and more trips.

- » High power-to-weight ratio for increased load pulling ability
- » Modular DOMEX chassis for high tensile strength
- » Parabolic suspension with anti-roll bar at front for better vehicle stability at sharp turns
- » Ergonomically designed cabin for increased driver productivity




- » Proven VEDX8 CRS Engine-280 hp @ 2200 rpm
- » Flat torque delivery of 1050 Nm over a wide rpm range (1000-1700)
- » **MBooster+** to optimize acceleration and maximize fuel efficiency
- » First-in-industry **Fuel Coaching** provides real-time guidance for improved driver efficiency and fuel economics
- » Energy saving components like Viscotronic fan & ESS compressor



Superior Uptime.

Higher strength and lower weight composite material derive **maximum component life** ensuring truck is on road and available to haul always. With the **fully equipped Eicher Service Network**, preventive maintenance of the truck is ensured, thus delivering superior uptime.



- » Advanced on-board diagnostics system that displays fault indicators in the form of visual signals, messages and alarms
- » Engine protection system ensuring 4-way protection
- » Exhaust brake to prevent engine over-running
- » Longer and synchronized service intervals

More Comfort. Longer Drives.

Pro 6049 cabin has been designed keeping in mind the long and tiring journeys, the drivers have to undertake. The **global cabin** provides a **comfortable workspace** that ensures they are not only comfortable, but also safe while on their long runs.

- » HVAC optional sleeper cabin for better comfort.
- » Meeting cabin crash test norms
- » Intelligent Driver Information System (IDIS) that provides truck operational parameters.
- » Tilt & telescopic power steering and 6-way adjustable driver seat for better driving posture.
- » Cruise Control for fatigue-free driving experience.

