



Pro 5016HD BS III

Wheelbase (mm)	18FT 4300	20FT 4800	24FT 5340
Engine	E683 6 Cylinder, Water Cooled BS III		
Max Power	154 HP @ 2400 RPM		
Max Torque (Dual Torque)	600 Nm @ 1400-1600 RPM		
Transmission	ET90 S6		
PTO	Optional		
Prop Shaft	Monotrone		
Gear Shift Linkage (Type)	Hybrid Cable Type		
Clutch	352mm with Booster, Push Type		
Rear Axle	Fully Floating Banjo Type, VECV 440 DH		
Front Axle	ETB Forged I Beam		
Steering System	Power Steering		
Steering Wheel Dia	480mm		
TCD	16.9m	18.8m	20.8m
Front Suspension	Semi-elliptic Leaf Spring with Hyd. Type Double Acting Telescopic FR Shock Absorber		

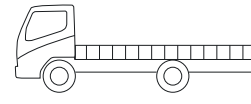
Rear Suspension Type	Semi-elliptic Leaf Spring with Helper Suspension		
Tyres Type	MRF - Cross Ply & Radial Ply Optional	MRF - Radial Ply	MRF - Radial Ply
Tire Size - Front	10x20-16PR (Rib)	10R20 (Rib)	10R20 (Rib)
Tire Size - Rear & Spare	10x20-16PR (Lug)	10R20 (Lug)	10R20 (Lug)
Cabin / Cowl	Sleeper Cabin		
Brakes	Air Brakes		
Service Brake	Dual Circuit, Full S-cam Air		
Parking Brake	Pneumatic Hand Operated		
System	24V Without Battery Cut Off		
Battery	2x12V - 120 Ah		
Fuel Tank	220L Metallic Tank		
Max Speed	87 kmph	87 kmph	87 kmph
Gradeability	38%	38%	38%



CONTAINER BODY



HSD BODY



DSD BODY

VE Commercial Vehicles Ltd.

Registered Office:
3rd Floor Select Citywalk, A-3 District Centre, Saket,
New Delhi - 110017, India. Email - info@vecv.in
CIN: U74900DL2008PLC175032



Authorized Dealer

TRUCKS AND BUSES



PARTNERING PROSPERITY

THE HEAVY DUTY PERFORMER

Eicher Pro 5016HD

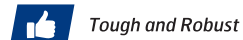


Visit us at: www.eichertrucksandbuses.com

Eicher Pro 5016HD

Designed & developed to deliver unmatched reliability through the efficient E683 engine. Tough & robust aggregates and IDIS.

Eicher Pro 5016HD having best-in-class fuel efficiency backed by Volvo group's expertise. Eicher enhanced driveline, supports better payload capacity and driving experience with higher acceleration and gradeability. Further its contemporary cabin enables to boost driver efficiency with improved ride comfort.



Tough and Robust



Best-in-class Fuel Efficiency



E-683 6 Cylinder Mechanical Engine



IDIS



Rugged Driveline



E-683 6 Cylinder Mechanical Engine



- Powerful Mechanical Engine BS III
- Power-154 HP @ 2400 RPM
- Torque - 600 Nm @ 1000-1600 RPM
- Designed for higher FE, longer life, superior performance and better drivability
- Engine Protection System (EPS) for higher reliability and durability
- Energy saving Viscotronic fan for enhanced fuel efficiency

Ergonomic Sleeper Cabin



- Tilt and telescopic power steering
- Modern and spacious cabin with state-of-the-art features
- Designed to provide best-in-class comfort and a superior ride
- Digital instrument panel with advanced features like cruise control and fuel-coaching for driver assist
- Refreshed dashboard with lockable & open storage spaces and 3 din system for additional fitments
- CED painted cabin with high gloss life

Best-in-class Fuel Efficiency



E683 6 Cylinder mechanical engine



Viscotronic fan for enhanced fuel efficiency




Optimised driveline

Higher Payload



Reliable & durable Domex chassis



Eicher reliable six speed gearbox



Heavy duty suspension for more load carrying


Enhanced Performance



Higher pick-up & better acceleration ensuring best-in-class turn around time



Improved drivability



Higher gradeability for steep gradients

Reliable & Durable



Bigger clutch dia



Efficient Air Braking System



Heavy duty crown wheel pinion


Applications:



Cement



Food Grains



White Goods



Construction Material